

A black and white photograph of a man with a beard and short hair, wearing a white earbud, looking down at a tablet device. The image is framed by a teal border. A white text box is overlaid on the center of the image.

EBOOKS & AUDIOBOOKS

HOW TO DOWNLOAD
EBOOKS AND AUDIOBOOKS
FROM THE LIBRARY












HUDSON LIBRARY & HISTORICAL SOCIETY

The Hudson Library & Historical Society offers several different resources for eMedia, and each service provides unique content. Depending on what device is being used, instructions may differ. Please make sure to consult the instructions that best fit your device(s).

Note: Some services are available to Hudson library cardholders only. Please consult the back of your card – a Hudson library card number begins with either 28080 or A 100.

Library eMedia Guide

The library offers several services for downloading eBooks, audiobooks, magazines, music and video:

<h3>EBOOKS/ AUDIOBOOKS</h3>  	<h3>MUSIC</h3> 
<h3>MAGAZINES</h3>    	<h3>VIDEO</h3>  

An Overview of eBook and Audiobook Services



Hoopla: Download or stream eBooks, movies, television, music, digital magazines and eAudiobooks. All titles automatically expire at the end of the lending period (*available for Hudson Library cardholders only*).

Libby: The Libby app has replaced the OverDrive app. Libby features the same free digital content from your library that you may have enjoyed in the OverDrive app. However, Libby was designed to make finding, borrowing, and enjoying free digital titles easier than ever. Stream titles with Wi-Fi or mobile data, or download them for offline use and read anytime, anywhere. All you need to get started is a library card.



IMPORTANT: Do *not* use the CLEVNET app to download eBooks or eAudiobooks. The apps above offer the most seamless download of digital content.





For Tablets &
Mobile Devices

Set Up An Account

1. Visit the app store on your device and search for **Hoopla**.
2. Download the free app.
3. Open the **Hoopla app** on your device.
4. Press the **Sign Up** button.
5. Create an account by entering your email and password. Click **Next**.
6. Search for **Hudson Library & Historical Society**. Click **Agree**.
7. Enter your library card number. Click **Next**.
8. You now have an account with Hoopla.

Borrow A Title

1. Use the **Search**  feature to look up a specific title. If you want to browse titles, click on the icons (Choose Video, Music, or Books).
2. Click on a title to get more detailed information.
3. Click **Borrow** to borrow the title.
4. The title will download on your device.
5. Click **Read** or **Play** to enjoy your selection.
6. All currently borrowed titles can be viewed by clicking **My Hoopla**  at the bottom of your screen

All currently borrowed titles are found under the
My Hoopla drop-down menu.



Set Up An Account

1. Visit the www.hudsonlibrary.org.
2. Under the **Download It** menu, choose **Hoopla**.
3. Press the **Sign Up** button.
4. Create an account by entering your email and password. Click **Next**.
5. Search for **Hudson Library & Historical Society**. Click **Agree**.
6. Enter your library card number. Click **Next**.
7. You now have an account with Hoopla.

Borrow A Title

1. Use the **Search feature** to look up a specific title. If you want to browse titles, click the **Browse** menu.
2. Click on a title to get more detailed information.
3. Click **Borrow** to borrow the title.
4. Click **Read** or **Play** to enjoy your selection.
5. All currently borrowed titles can be viewed by clicking **My Hoopla** at the top of your screen.

Helpful Hints

- *Why does Hoopla say my card is blocked?* If your library card is blocked (typically because of fines), then you will not be able to borrow items through Hoopla. Contact the library's Circulation Department at 330-653-6658.
- *How do I update my library or library card number?* In the **Settings**  tap **Library Settings** to update your information
- *How do I change the settings on my eBook?* With the eBook reader open, tap "**Aa**" in the upper right-hand corner. Here you can change the brightness, text size, theme, line spacing, margin size, text alignment, choose one or two columns, and enable vertical scrolling.
- *How do I link a streaming device?* In the **Settings**  tap **Link a Streaming Device**. Follow the prompts.
- For information on how to use Hoopla with your TV, please visit the Hoopla support website at www.hoopladigital.com/help



Libby.

For Computer Users

Libby titles can also be accessed through a computer browser.

1. From your computer, go to **www.hudsonlibrary.org**
 2. Under the **Download It** menu, choose **Libby**.
 3. Follow the prompts to **Sign In** with your library card and **PIN** number.
 4. You can now borrow titles to listen, read, or watch in your browser
 5. Options when you borrow a title:
 - Click Read now in browser to open & read right in your web browser.
 - Click Listen now in browser to open & play right in your web browser.
 - Click Read now in browser to open & read right in your web browser.
- *Internet access is required to read or listen in your browser.*

Your Libby Menu



Search for titles, authors or subjects using the spyglass.



Browse all Clevnet titles, including eBooks, eAudiobooks, digital magazines and more!



Manage your library card.



Access your loans, holds and tags in Libby.



Timeline of your Libby usage including loans and holds. You can disable this feature by using the **Actions** button in the upper right corner of your Libby screen.

If you need further assistance, please contact the library at
330-653-6658 x1010.





For Tablets &
Mobile Devices

Set Up An Account

1. Visit the app store on your device and search for **Libby**. Download the free app.
2. Open the **Libby app** on your device.
3. Choose **Yes** for the question “Do you have a library card?”
4. Choose **I’ll Search For a Library** to find your library.
5. In the search bar, type **44236**.
6. Choose **CLEVNET—Hudson Library & Historical Society**.
7. Choose **Enter Library Account Details**.
8. Enter your library card number (leave out spaces and the “A” at the beginning of the number). Click **Next**.
9. Enter your *PIN number. Click **Sign In**.
10. You now have a Libby account.

Borrow A Title

1. If you know the title you are looking for, use the **Spyglass icon**  at the bottom of the page to search.
2. If you want to browse titles, tap the **library building icon**  at the bottom of the page.
3. Tap an item to view more details.
4. If the item is not available, you can tap **Place Hold**.
5. If the item is available, you can tap **Borrow**. The title will automatically download.
6. You can choose to **Open Book** (to read now) or **Open Audiobook** (to listen now), **Keep Browsing** (to search for more titles), or **Go To Shelf** (to see all your checkouts).


If you need further assistance, please contact the library at
330-653-6658 x1010.



Reading with Kindle

Reading with Kindle

You can read most books with Kindle. To send a book to Kindle and read it there:

1. Tap 
2. Tap **Loans** at the top of the screen.
3. Tap **Read With....**
4. Tap Kindle.
5. You'll be taken to Amazon's website. If prompted, sign into your Amazon account.
6. Verify the "Deliver to:" device and tap **Get Library Book** to finish getting the book.

Shelf

loans 5

holds 3

tags 1

Helpful Hints for Kindle Users

- The Libby app for Kindle Fire is available in the Amazon Appstore.
- When you borrow a book on your Fire tablet, you'll have the option to read it in Libby itself, or, if you belong to a library, to send it to the Kindle reading app on your Fire tablet.

If you need further assistance, please contact the library at
330-653-6658 x1010.



eMedia Help

Do you have an eReader, Kindle, iPad, or tablet that you are not sure how to use? Are you having trouble downloading library eMedia?

Contact the Adult Reference Department for assistance:

Phone: 330-658-6653 x1010

Email: AskUs@hudson.lib.oh.us

Or stop by in person!

***Please note that at this time, masks are required for 1:1 tech assistance.**